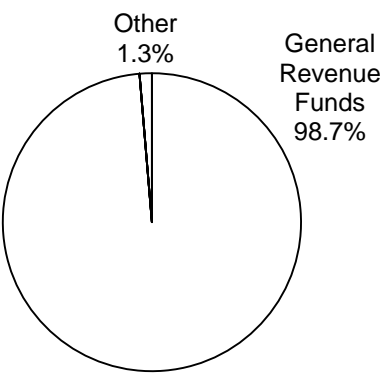


Section 1

Method of Financing	2012-13 Base	2014-15 Recommended	Biennial Change	% Change
General Revenue Funds	\$474,444	\$474,444	\$0	0.0%
GR Dedicated Funds	\$0	\$0	\$0	0.0%
Total GR-Related Funds	\$474,444	\$474,444	\$0	0.0%
Federal Funds	\$0	\$0	\$0	0.0%
Other	\$9,585	\$6,400	(\$3,185)	(33.2%)
All Funds	\$484,029	\$480,844	(\$3,185)	(0.7%)

RECOMMENDED FUNDING
BY METHOD OF FINANCING

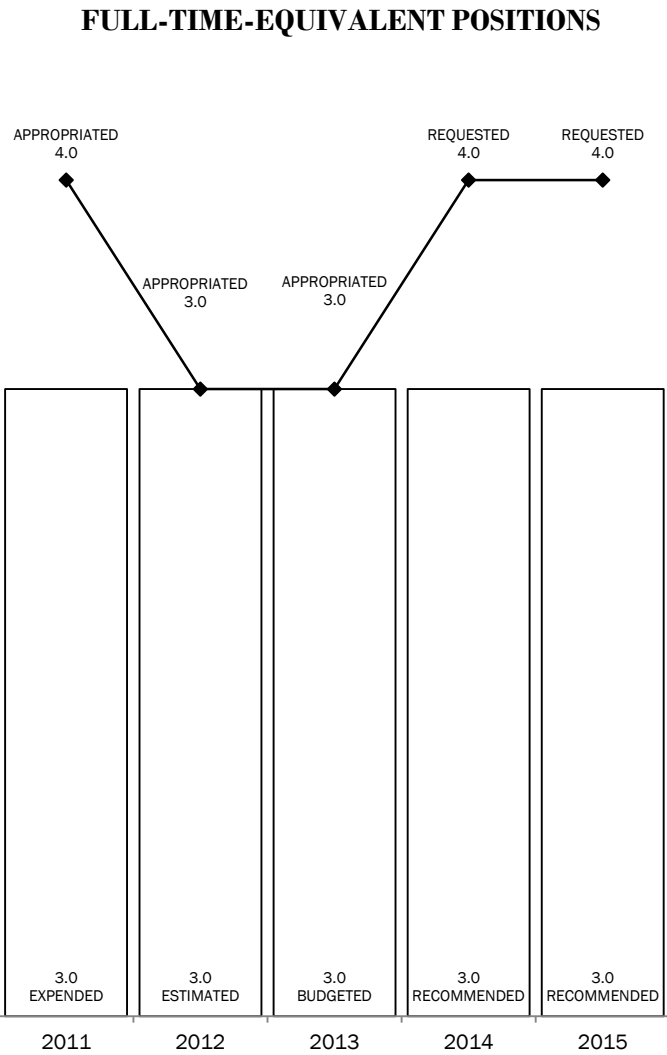
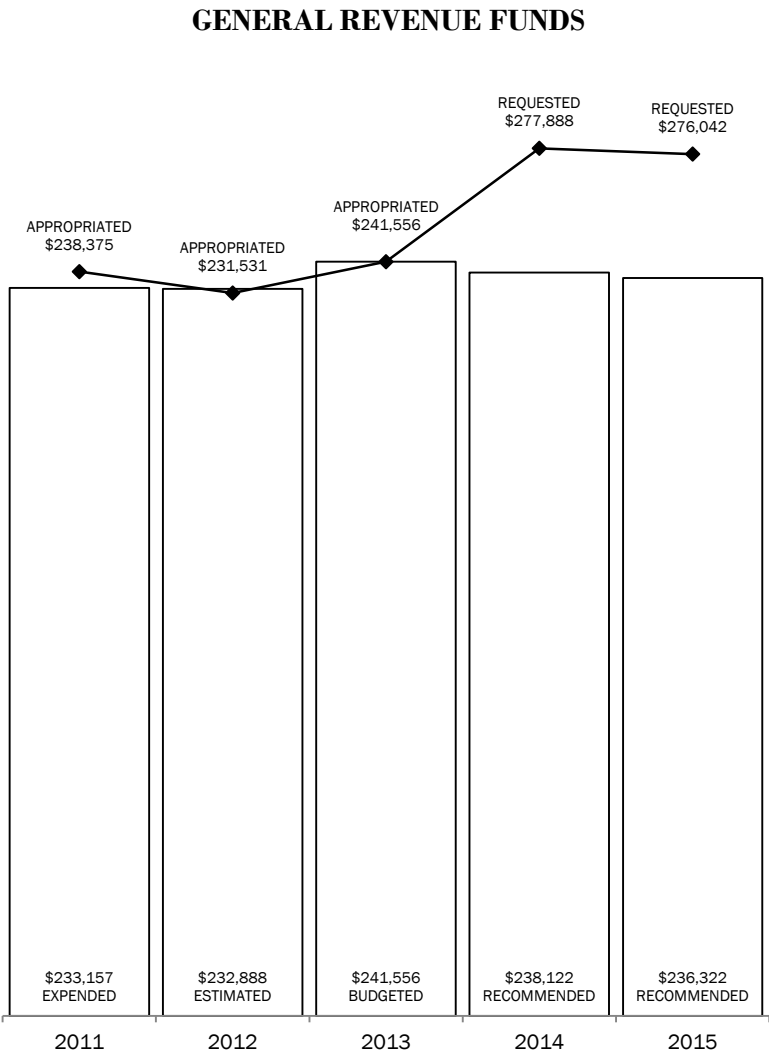
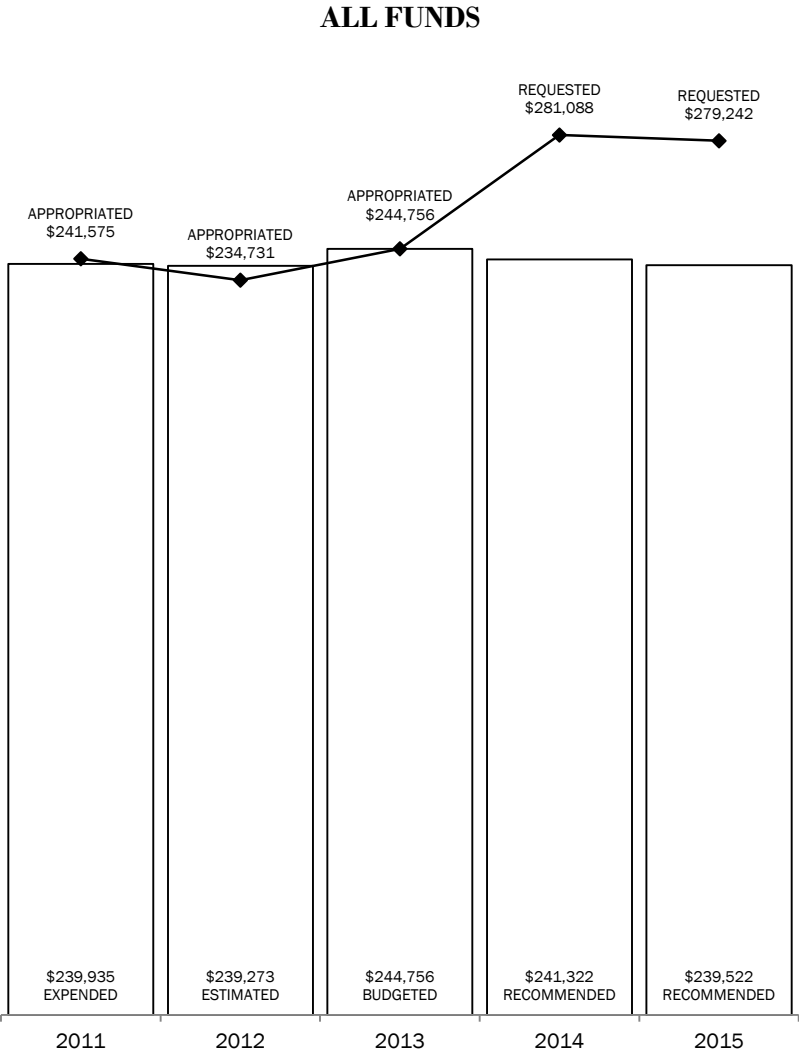


	FY 2013 Budgeted	FY 2015 Recommended	Biennial Change	% Change
FTEs	3.0	3.0	0.0	0.0%

The bill pattern for this agency (2014-15 Recommended) represents an estimated 100% of the agency's estimated total available funds for the 2014-15 biennium.

Section 1
Board of Podiatric Medical Examiners
2014-2015 BIENNIUM

TOTAL= \$480,844



Section 2

Board of Podiatric Medical Examiners
Summary of Recommendations - Senate, By Method of Finance -- ALL FUNDS

Strategy/Goal	2012-13 Base	2014-15 Recommended	Biennial Change	% Change	Comments
LICENSURE AND ENFORCEMENT A.1.1	\$384,540	\$381,429	(\$3,111)	(0.8%)	
TEXAS.GOV A.1.2	\$8,855	\$8,855	\$0	0.0%	
INDIRECT ADMINISTRATION A.1.3	\$90,634	\$90,560	(\$74)	(0.1%)	
Total, Goal A, PROTECT TEXANS	\$484,029	\$480,844	(\$3,185)	(0.7%)	
Grand Total, All Strategies	\$484,029	\$480,844	(\$3,185)	(0.7%)	The decrease in Appropriated Receipts of \$3,185 aligns with the agency's request and is due to an anticipated decrease in the sale of records and publications.

Section 3

**Board of Podiatric Medical Examiners
Selected Fiscal and Policy Issues**

NONE

Section 4

Board of Podiatric Medical Examiners
Performance Review and Policy Report Highlights

Reports & Recommendations	Report Page	Savings/ (Cost)	Gain/ (Loss)	Fund Type	Included in Introduced Bill	Action Required During Session
---------------------------	----------------	--------------------	-----------------	--------------	--------------------------------	--------------------------------

NO RELATED RECOMMENDATIONS

Section 5

Board of Podiatric Medical Examiners
Rider Highlights

- 2. **(former) Contingent Revenue.** Recommendations delete this rider. Additional revenues were generated and appropriations were increased during the 2012-13 biennium for the purposes of this rider. These amounts were included in the agency’s 2012-13 base and the 2014-15 recommendations.

Section 6

Board of Podiatric Medical Examiners
Items not Included in Recommendations - Senate

	2014-15 Biennial Total	
	GR & GR-Dedicated	All Funds
In Agency Priority Order		
1. General Revenue Funding and 1.0 additional FTE each year for an Investigator III Position \$33,633 each year for Salaries and Wages \$672 for 1 percent of employee wages and salaries to be contributed towards group health insurance costs	\$ 67,938	\$ 67,938
2. General Revenue Funding for Board Member travel	\$ 6,000	\$ 6,000
3. General Revenue Funding for 1 percent of employee wages and salaries to be contributed towards group health insurance costs	\$ 3,372	\$ 3,372
4. General Revenue for Health Professions Council Website Administrator contribution	\$ 2,176	\$ 2,176
Total, Items Not Included in the Recommendations	\$ 79,486	\$ 79,486